



Light Management Systems: Energy Savings.

Complete LMS range for daylight-dependent and
presence-dependent lighting.

SEE THE WORLD IN A NEW LIGHT



Good for our climate and good for your business. LMS Energy Savings.

Ever rising energy costs and increasing focus on climate protection are pushing the need for energy savings more and more to the forefront. In applications with high energy consumption energy-efficient lighting solutions are playing an increasingly important role.



Only as much light as necessary.

In daylight-dependent and motion/presence-dependent lighting control systems the available daylight in a room is supplemented as required by artificial light from luminaires equipped with dimmable electronic control gears. Light sensors detect the lighting level comprising artificial light and natural daylight. The groups of luminaires are controlled according to their position in the room and the amount of available daylight so that a predefined lighting level is maintained. Users can adjust the lighting at any time to a level that meets their specific needs. If a motion/presence sensor is also used the lighting is automatically switched on when someone enters an empty room or if there is someone in the room. This significantly increases the potential energy savings still further.

From high-end to extremely simple.

In the LMS Energy Savings sector OSRAM offers alternative solutions to cover a variety of requirements.

- **MULTI 3**
Intelligent multifunctional modular system
- **Touch DIM®**
Dimming without dimmers or control cables
- **MULTIeco**
Lighting control systems for dimmable and switchable luminaires
- **Sensors**
Sensors for strip lighting and individual luminaires

Minimum dimensions, maximum options: MULTI 3.

With its sophisticated functions and clever modular design the miniaturized MULTI 3 system gives designers the freedom to create intelligent cost-effective energy-saving applications in the tightest of spaces.

New standards.

The MULTI 3 controller is now even smaller, with a height of only 21 mm. It therefore complies with the standard dimensions for T5 ECGs and is ideal for installation in ceilings.

Now you see it, now you don't.

The new ceiling sensor in the MULTI 3 systems has a diameter of only 50 mm and can be installed unobtrusively anywhere with no loss of functionality. Other light and presence sensors are available to extend the system.

Simple setup.

The system can be installed and commissioned in no time at all.

A highly varied modular system.

With just a few components you can create lighting solutions with MULTI 3 from individual luminaires to entire open-plan offices.

Examples of the most important practical applications are shown on the following pages:

- Individual offices
- Offices with radio switches
- Open-plan offices
- Luminaires





DALI® MULTI 3.

- Up to 70% energy savings compared with conventional solutions
- Choice of 10 different operating modes

DIM MULTI 3.

- Up to 70% energy savings compared with conventional solutions
- Choice of 10 different operating modes



Alternative sensors



LS/PD MULTI 3 FL



LS/PD MULTI 3



LS/PD MULTI 3 B

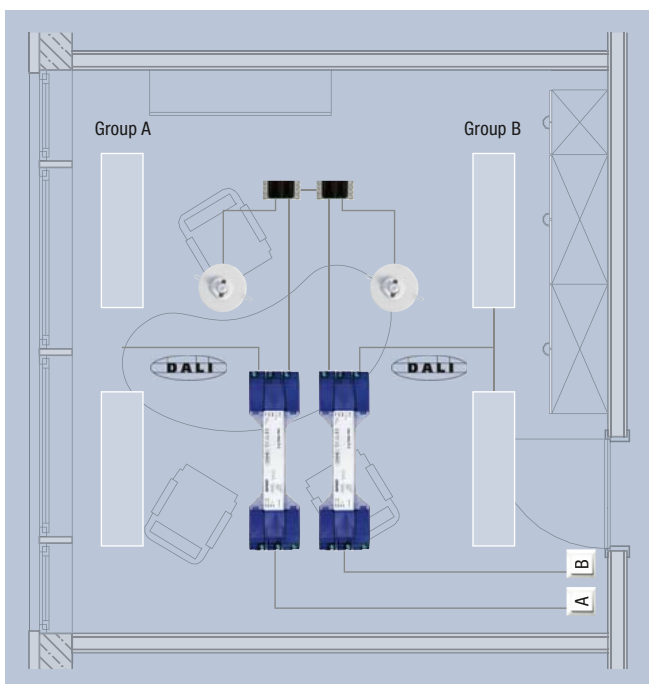


LS/PD MULTI 3 CI

DALI® MULTI 3 in offices.

Energy-efficient light management for individual offices.

Simple operation and multiple functions make DALI® MULTI 3 the ideal lighting control system for offices. The perfect solution here is group-based daylight-dependent control in combination with presence detection. The 50 mm mini recessed ceiling sensor for light and presence detection is unobtrusive so it does not spoil the look of the ceiling or the interior architecture. The controller can be installed in a suspended ceiling or in a small distribution board. Installation is simple and can be completed at any time.



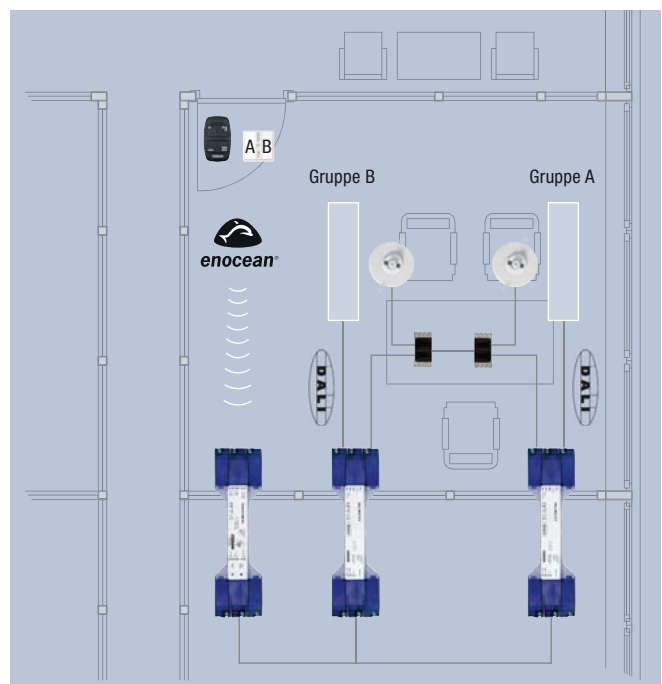
Products:

- DALI® MULTI 3 controller
- LMS CI BOX ceiling installation box
- LS/PD MULTI 3 CI ceiling installation sensor
- Y-connector

DALI® MULTI 3 in offices with radio switches.

Energy-efficient light management with maintenance-free radio control.

The system can be conveniently operated with battery-less EnOcean radio switches which are simply attached by adhesive to a smooth surface. There is then no need to install a control cable to the switches. This opens up new applications, such as in rooms with glass walls, flexible partitions or various surface designs. Efficient retrofit solutions can be completed really easily with significant savings in material and labor costs.



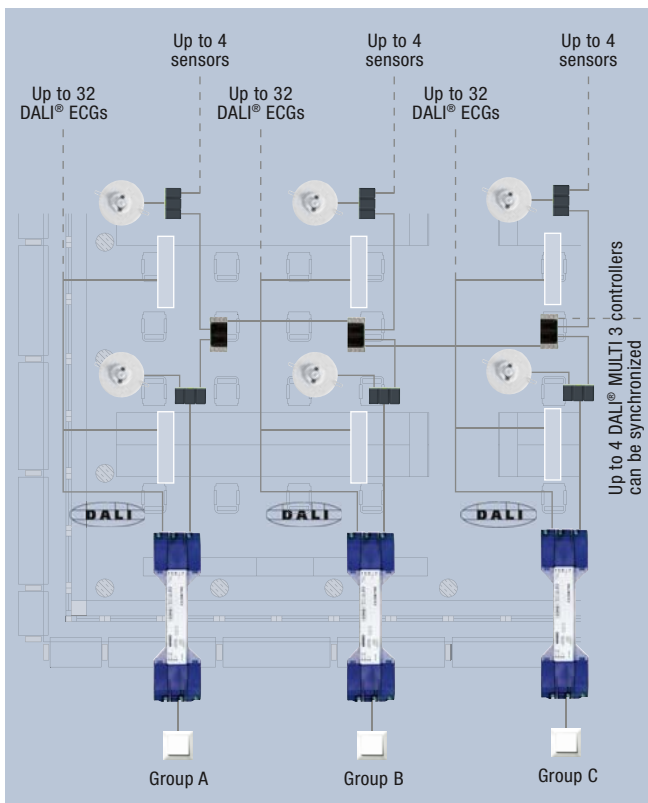
Products:

- DALI® MULTI 3 controller
- Touch DIM® RC radio receiver
- LMS CI BOX ceiling installation box
- LS/PD MULTI 3 CI ceiling installation sensor
- Y-connector
- Touch DIM® WCU radio switch
- Touch DIM® RMC radio remote control

DALI® MULTI 3 in open-plan offices.

Energy-efficient light management for group and open-plan offices.

Thanks to its modular design DALI® MULTI 3 can also be used in large rooms such as group and open-plan offices. Up to four lighting groups can be synchronized with on another so that up to 16 light and presence sensors can cover a larger area. Just like the small individual office solutions, this entire light management system can be unobtrusively integrated in the existing room architecture.



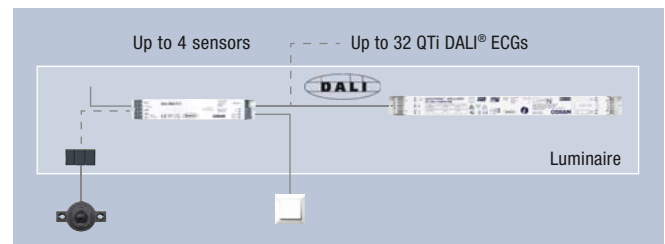
Products:

- DALI® MULTI 3 controller
- LMS CI BOX ceiling installation box
- LS/PD MULTI 3 CI ceiling installation sensor
- Y-connector

DALI® MULTI 3 in luminaires.

Intelligent energy-efficient luminaires and luminaire groups.

Daylight-dependent control in combination with a presence function can also be provided for individual luminaires. DALI® MULTI 3 gives luminaire designers new-found freedom. The tiny dimensions of the sensors and controller make it easy to integrate them while retaining maximum functionality. The intelligent luminaire solution provides a high degree of flexibility so there is no problem in adjusting the lighting levels to suit a different use for the room.



Products:

- DALI® MULTI 3 controller
- QTl DALI® ECG
- LS/PD MULTI 3 B luminaire installation sensor, moveable
- Optional: Y-connector



DALI® MULTI 3 controller.

- Controller for up to 32 DALI® ECGs for daylight-dependent control with presence function
- Different operating modes depending on the application
- 21 mm height for simple installation in luminaires; ceiling installation with LMS CI Box
- Sensor connection via modular 4p4c socket
- Up to 70%* energy savings



DIM MULTI 3 controller.

- As for the DALI® controller but with a 1...10V output
- Up to 70%* energy savings



LS/PD MULTI 3 – Light and presence sensor, luminaire installation.

- Connection via modular 4p4c connector
- Connecting cable length: 2.1 m (detachable)



LS/PD MULTI 3 FL – Light and presence sensor, luminaire installation, flat.

- Low-profile casing design
- Connection via modular 4p4c connector
- Connecting cable length: 2.1 m (permanently connected)



LS/PD MULTI 3 B – Light and presence sensor, luminaire installation, moveable.

- Moveable sensor head
- Connection via modular 4p4c connector
- Connecting cable length: 2.1 m (permanently connected)



LS/PD MULTI 3 CI – Light and presence sensor, ceiling installation, moveable.

- Ceiling installation sensor with moveable sensor head
- Connection via modular 4p4c connector
- Surface mounting with SENSOR KIT

Products with a radio function such as Touch DIM® RC and Touch DIM® RMC from the Touch DIM® system (see page 14) can be easily integrated in the MULTI 3 system.

* Compared with conventional systems: T8 lamp, conventional control gear, no sensors



Y-CONNECTOR.

- Y-connector for system expansion with two ready-made modular 4p4c cables (2 m)
- Enables multiple DALI® EASY II or EASY LED control units to be synchronized, and EASY infrared receivers and EASY pushbutton couplers to be connected



Y-CONNECTOR SCREW.

- Passive distributor
- Connections: 2 four-pin screw terminals, 2 modular 4p4c sockets and 2 connecting cables included, modular 4p4c connector on both ends, length 2.1 m



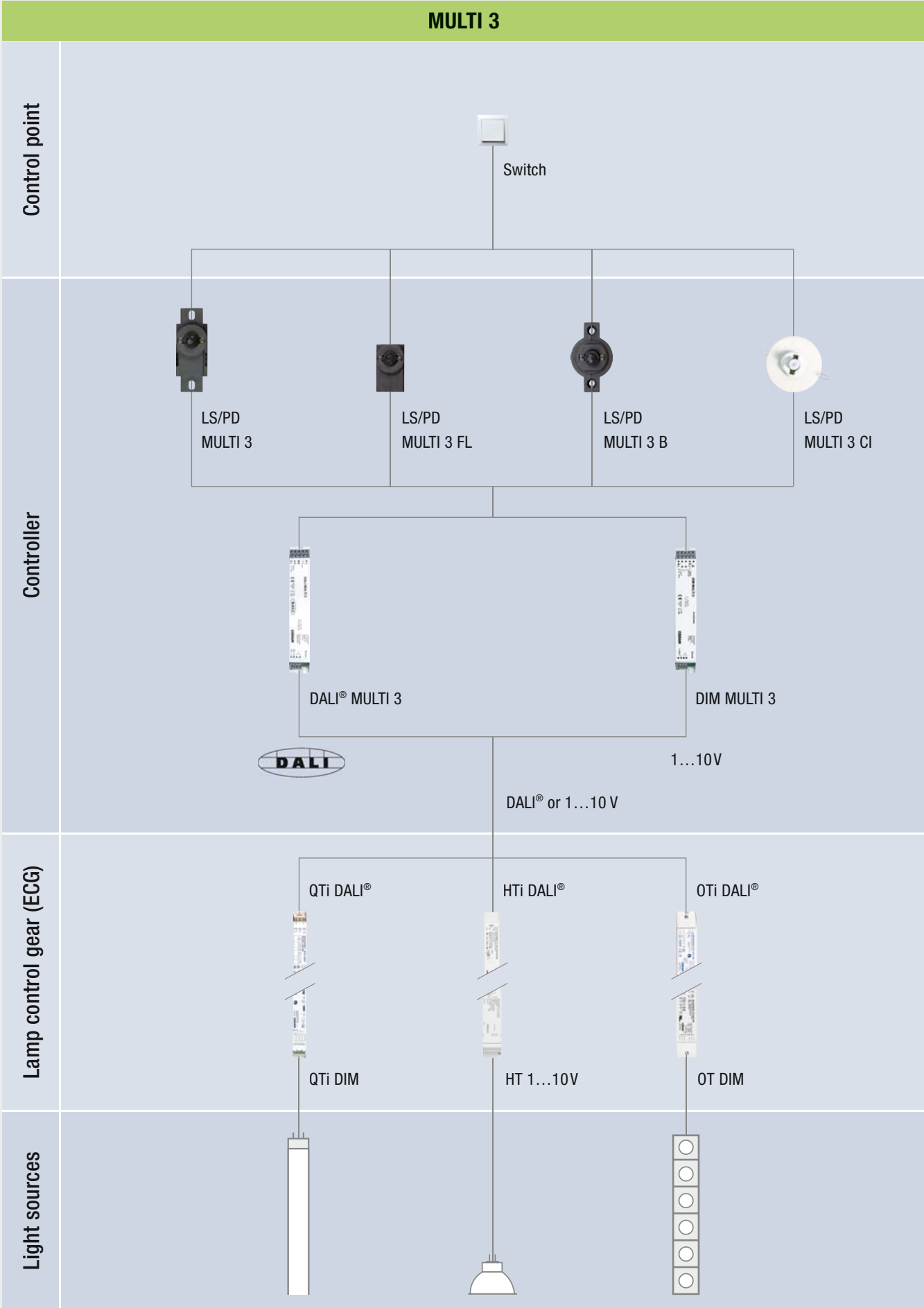
LMS CI BOX – Ceiling installation box for controller.

- LMS CI Box for ceiling mounting of the radio receiver for retrofitting outside the luminaire



SENSOR KIT – Adapter for ceiling surface mounting with spacer ring.

- Adapter ring for surface mounting if installation in the ceiling is not possible
- Suitable for sensor elements with a diameter of 50 mm



Simple dimming without a controller or dimmer switch: Touch DIM®.

OSRAM has come up with a cost-effective idea for providing simple lighting control with DALI® ECGs. A new function has been added to DALI® ECGs: Touch DIM®.

Dimming with line voltage.

With Touch DIM® it is now possible to dim and switch the control gear directly with line voltage at the DALI® control terminals. There is no longer any need for a separate controller as the ECG itself acts as the controller.

The benefits of Touch DIM®:

- Standard switches can be used
- Radio version for flexible upgrade solutions
- Switch-on value can be saved in the ECG by double-clicking
- Suitable for fluorescent lamps, LV halogen lamps and LED modules
- Versions: Touch DIM®, Touch DIM® Remote, Touch DIM® Sensor



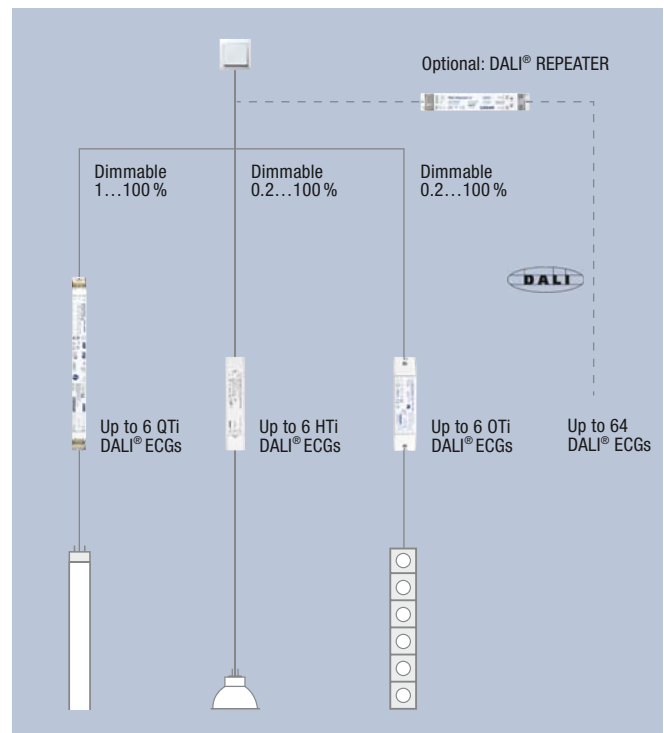
Touch DIM® – dimming without a dimmer.

Applications:

- Simple manual dimming by means of conventional switches
- For individual offices or small conference rooms

Technical characteristics:

- Maximum total control cable length 25 m
- Extendable up to 64 ECGs and a cable length of 300 m with the DALI® Repeater
- 2 mA control current per ECG
- Double-click to save the switch-on value



Products:

- QTi DALI® ECG for fluorescent lamps
- HTi DALI® ECG for LV halogen lamps
- OTi DALI® ECG for LED modules

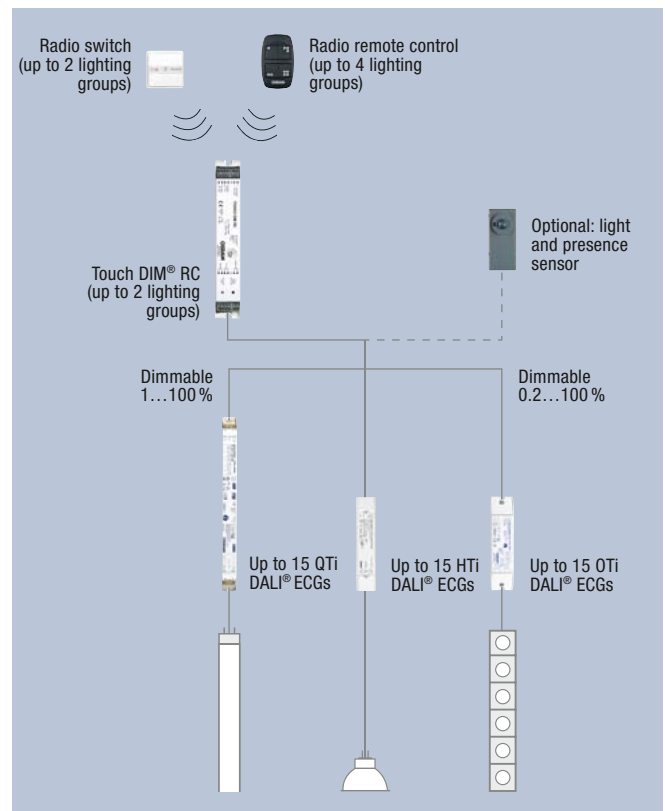
Touch DIM® Remote – Dimming without a control cable.

Applications:

- Simple manual dimming with maintenance-free EnOcean radio technology – no need to install a control line to the switches
- Ideal for small offices with glass walls, flexible partitions or for simple upgrades
- Optional: daylight-dependent and presence-dependent lighting control

Technical characteristics:

- Radio switches can be simply attached to smooth surfaces with adhesive
- Up to 30 control points can be programmed
- Cable-less control
- Maintenance-free and no batteries



Products:

- QT_i DALI® ECG for fluorescent lamps
- HT_i DALI® ECG for LV halogen lamps
- OT_i DALI® ECG for LED modules
- Touch DIM® RC radio receiver
- Optional: LMS CI BOX ceiling installation box
- Touch DIM® WCU radio switch
- Touch DIM® RMC radio remote control
- Optional: Touch DIM® LS/PD LI luminaire installation sensor

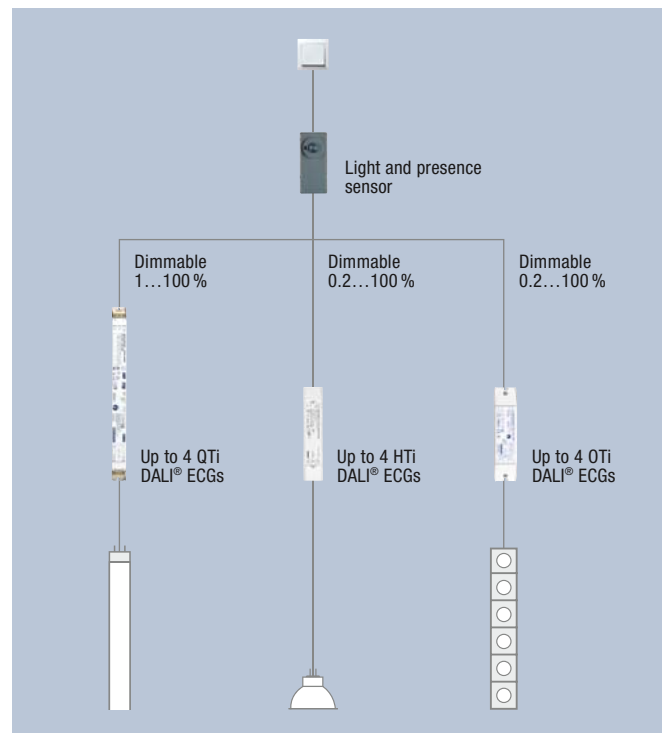
Touch DIM® Sensor – for intelligent individual luminaires.

Applications:

- Daylight-dependent control with presence function and combination option for individual adjustment of the lighting level
- For intelligent luminaires with fluorescent lamps

Technical characteristics:

- Compact dimensions for unobtrusive luminaire installation
- A setpoint for daylight-dependent control can be stored by double clicking
- The light and presence sensor can also be operated purely as a presence sensor
- The dimming value can be changed manually at any time



Products:

- QTl DALI®/HTl DALI®/OTl DALI® ECG
- Touch DIM® LS/PD LI luminaire installation sensor



Touch DIM® LS/PD LI – Light and presence sensor, luminaire installation.

- Light and presence sensor
- Can also operate purely as a presence sensor
- Signal line length: max. 10 m
- Power draw: max. 0.5 W
- Delay time: 15 min
- A setpoint for daylight-dependent control can be stored by double clicking
- Operated via standard switches
- Up to 4 QT_i DALI® ECGs or 4 HT_i DALI® ECGs or 4 OT_i DALI® ECGs can be connected



Touch DIM® LS LI – Light sensor, luminaire installation.

- Light sensor
- Signal line length: max. 10 m
- Power draw: max. 0.5 W
- A setpoint for daylight-dependent control can be stored by double clicking
- Operated via standard switches
- Up to 4 QT_i DALI® ECGs or 4 HT_i DALI® ECGs or 4 OT_i DALI® ECGs can be connected



Touch DIM® RC – 2-channel radio receiver.

- Radio receiver for battery-less EnOcean radio switches for 2 lighting groups
- Dimming without a control line by means of maintenance-free radio technology
- Power draw: max. 1.5 W
- Frequency band: 868.3 MHz
- 2 floating semiconductor relay outputs max. 45 mA/240 V
- Up to 15 QT_i DALI® ECGs, OT_i DALI® ECGs or HT_i transformers can be connected per output
- Up to 30 wall transmitters can be trained



SWITCH RC – 1-channel radio receiver.

- Suitable for all OSRAM control elements and sensors with EnOcean radio technology
- Choice of 5 different operating modes
- Adjustable switch-off delay: 1 to 20 min
- Range: up to 30 m (up to 5 walls) or 100 m (no walls)
- Switching by means of maintenance-free EnOcean radio technology
- Frequency band: 868.3 MHz
- Up to 8 sensors and 8 wall-mounted/hand-held transmitters can be trained
- Up to 14 ECGs can be connected



Touch DIM® WCU – 2-channel radio switch.

- Battery-less radio switch for up to 2 lighting groups
- Dimming without a control line by means of maintenance-free radio technology
- Frequency band: 868.3 MHz
- Output power: 10 mW
- Battery-less operation thanks to inductive power generation



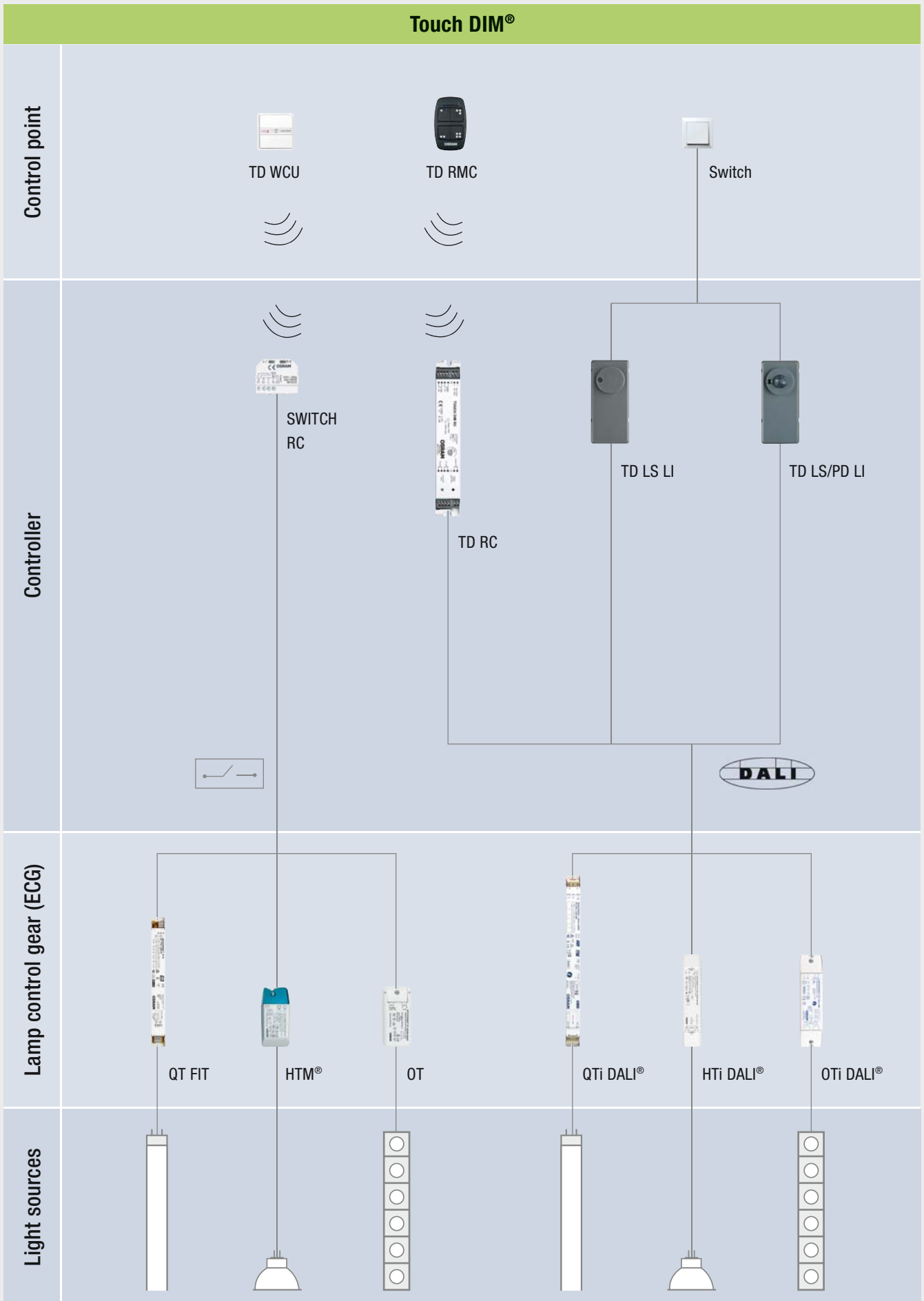
Touch DIM® RMC – 4-channel radio remote control.

- Battery-less radio remote control for up to 4 lighting groups
- Dimming without a control line by means of maintenance-free radio technology
- Frequency band: 868.3 MHz
- Output power: 10 mW
- Battery-less operation thanks to inductive power generation



LMS CI BOX – Ceiling installation box.

- LMS CI Box for ceiling mounting of the radio receiver outside the luminaire



Clever systems for dimmable and switchable luminaires: MULTleco.


The compact modular MULTleco light management system offers varied daylight-dependent and presence-dependent lighting control with minimal standby power.

The right solution lamp for every need.

MULTleco is extremely versatile. The controller is available in a DALI® version, a 1...10V version and a switching version. There are also four different light and presence sensors for luminaire and ceiling installation. Possible applications include offices, corridors, toilets and recreation rooms.

The benefits of MULTleco:

- Standby consumption < 0.5W
- Luminaire integration or independent mounting with ECO CI KIT
- Control of up to 6 ECGs
- Extremely compact dimensions
- Meets the Swiss MINergie guidelines and the EU Ecodesign specifications planned for 2012



DALI® MULTIEco.

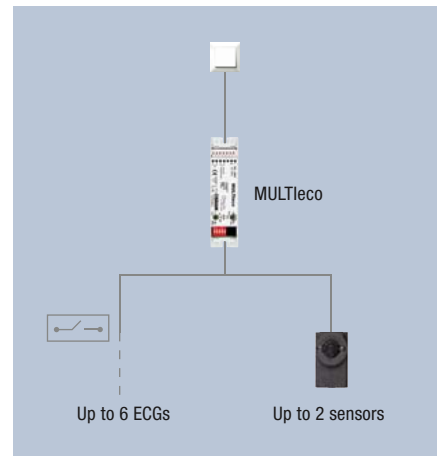


DIM MULTIEco.

MULTIEco.

- Up to 70 % energy savings compared with conventional solutions
- 14 different operating modes can be set via DIP switches

- Up to 70 % energy savings compared with conventional solutions
- 14 different operating modes can be set via DIP switches

- Up to 45 % energy savings compared with conventional solutions
- 8 different operating modes can be set via DIP switches



Alternative sensors



LS/PD MULTI 3 FL



LS/PD MULTI 3



LS/PD MULTI 3 B



LS/PD MULTI 3 CI



DALI® MULTIEco controller.

- Suitable for daylight-dependent control with presence function
- Standby consumption: max. 0.5W (integrated disconnection of the ECGs from the power supply)
- Integrated load contact
- Complies with MINergie and EU Ecodesign requirements planned for 2012
- 14 different operating modes can be set via DIP switches for daylight-dependent and presence-dependent lighting control
- Independent installation possible with ECO CI KIT
- Up to 2 sensors can be connected (compatible with all MULTI 3 sensors)
- Up to 6 DALI® ECGs can be connected
- Potential savings of more than 70 %*



DIM MULTIEco controller.

- Suitable for daylight-dependent control with presence function
- Standby consumption: max. 0.5W (integrated disconnection of the ECGs from the power supply)
- Integrated load contact
- Complies with MINergie and EU Ecodesign requirements planned for 2012
- 14 different operating modes can be set via DIP switches for daylight-dependent and presence-dependent lighting control
- Independent installation possible with ECO CI KIT
- Up to 2 sensors can be connected (compatible with all MULTI 3 sensors)
- Up to 6 1...10V ECGs can be connected
- Potential savings of more than 70 %*



MULTIEco controller.

- Suitable for daylight-dependent switching with presence function
- Standby consumption: max. 0.5W
- Integrated load contact
- Complies with MINergie and EU Ecodesign requirements planned for 2012
- 8 different operating modes can be set via DIP switches for daylight-dependent and presence-dependent switching
- Independent installation possible with ECO CI KIT
- Up to 2 sensors can be connected (compatible with all MULTI 3 sensors)
- Up to 6 ECGs can be connected (if the contact load capacity is exceeded an external power relay is required)
- Potential energy savings of up to 45 %*

* Compared with conventional systems: T8 lamp, conventional control gear, no sensors



LS/PD MULTI 3 – Light and presence sensor, luminaire installation.

- Connection via modular 4p4c connector
- Connecting cable length: 2.1 m (detachable)




LS/PD MULTI 3 FL – Light and presence sensor, luminaire installation, flat.

- Low-profile casing design
- Connection via modular 4p4c connector
- Connecting cable length: 2.1 m (permanently connected)



LS/PD MULTI 3 B – Light and presence sensor, luminaire installation, moveable.

- Moveable sensor head
- Connection via modular 4p4c connector
- Connecting cable length: 2.1 m (permanently connected)



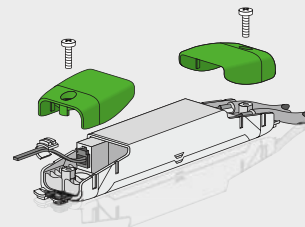
LS/PD MULTI 3 CI – Light and presence sensor, ceiling installation, moveable.

- Ceiling installation sensor with moveable sensor head
- Connection via modular 4p4c connector
- Surface mounting with SENSOR KIT



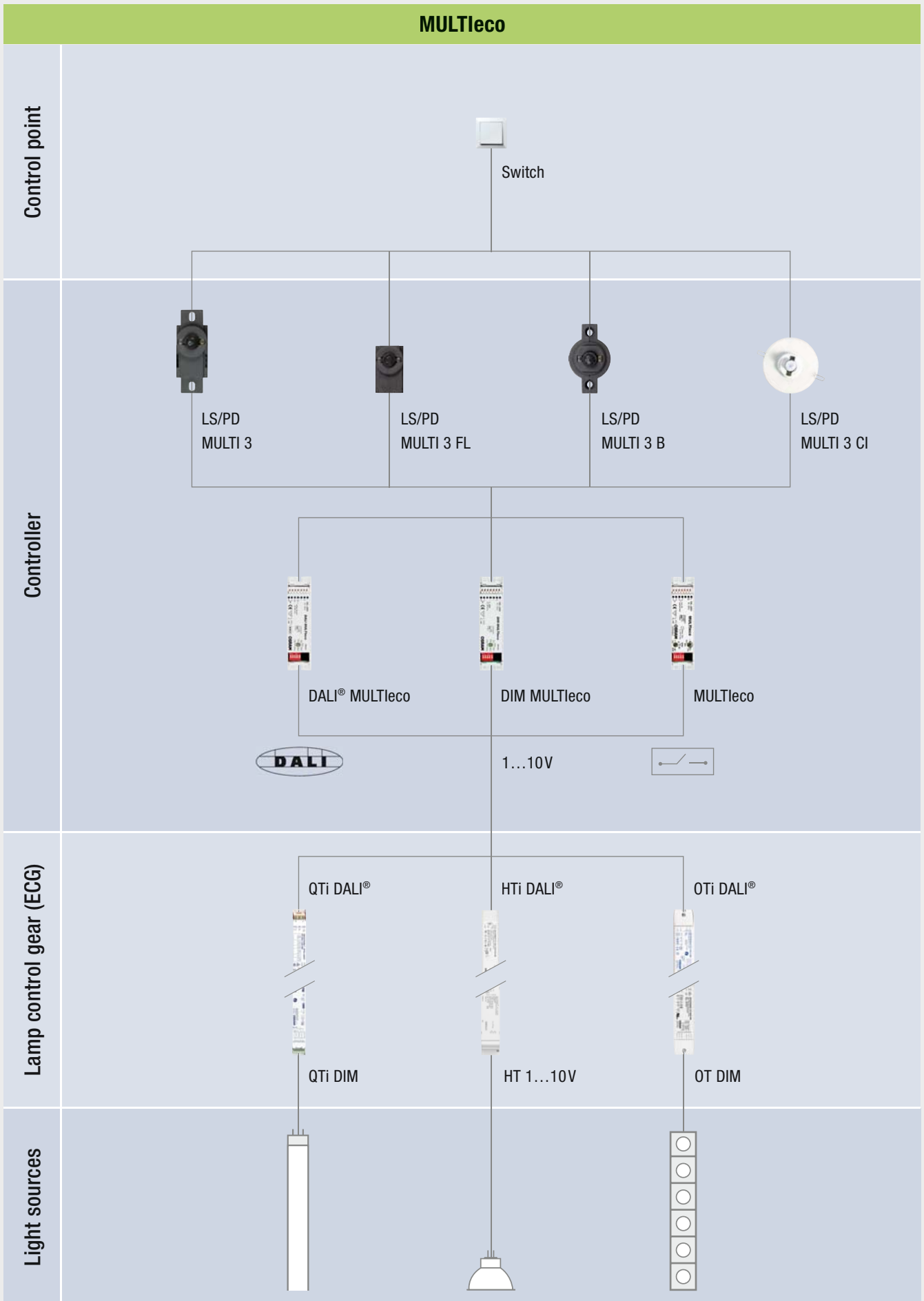
SENSOR KIT – Adapter for ceiling surface mounting with spacer ring.

- Adapter ring for surface mounting if installation in the ceiling is not possible
- Suitable for sensor elements with a diameter of 50 mm



ECO CI KIT – Installation kit.

- Can be used for separate mounting of all OSRAM controllers measuring 118 × 30 × 21 mm (L × W × H)



A keen sense of light, movement and presence: Sensors

Sensors provide the basis for energy-saving daylight-dependent and motion/presence-dependent lighting. With light sensors the available daylight is measured and if necessary supplemented with artificial light. The lighting system is switched on by a motion/presence sensor only if at least one person is present in the room.

Modern, easy-install sensors for a wide variety of applications.

OSRAM offers a large number of innovative sensors for indoor and outdoor applications. They provide the basis for energy savings of up to 70 %* and are particularly easy to install or retrofit.

- Offices: Individual and group workplaces
- Waiting rooms and conference rooms
- Corridors and foyers
- Residential properties
- Hotel rooms
- Shops
- Toilets and washrooms
- Factories and warehouses
- Individual luminaires
- Strip lighting
- Upgrading of existing luminaires

* Compared with conventional systems: T8 lamp, conventional control gear, no sensors



Light and presence sensors.



SOLAR light and presence sensor.

- Suitable for flexible and cable-less installations (e. g. offices, historic buildings)
- No cables, no batteries: Maintenance-free EnOcean radio technology
- For use with radio receiver SWITCH RC for example
- Radio range up to 30 m (up to 5 walls) or 100 m (no walls)
- Approx. 100° detection angle, detection area: max. Ø 9 m
- Minimal installation costs, dust-free retrofit option
- Upgrade/retrofit existing lighting systems or integration in new systems
- Choice of different function modes – semi and fully automatic
- Potential energy savings of up to 45 %*



DUO light and presence sensor.

- Suitable for example for individual and open-plan offices and waiting rooms
- Choice of different operating modes: daylight detection only, presence detection only, daylight and presence detection
- All the functions can be selected on the rotary switch on the front of the casing and DIP switches in the casing
- Maintenance-free operation and minimal installation costs thanks to surface mounting or simple clip-on installation for T5 (Ø 16 mm) or T8 (Ø 26 mm) fluorescent lamps
- Up to 30 ECGs can be connected
- Adjustable switch-off delay: 1 min to 60 min
- Standby consumption: max. 0.7 W
- Load capacity of switching contact: 5 A ohmic load
- Multiple sensors can be networked
- Approx. 110° detection angle, detection area max. Ø 12 m
- Potential energy savings of up to 45 %*



DIM MULTI light and presence sensor.

- Suitable for example for individual and open-plan offices and waiting rooms
- 1...10 V sensor for daylight-dependent and presence-dependent control
- For ceiling surface mounting and simple clip-on installation for T5 (Ø 16 mm) or T8 (Ø 26 mm) fluorescent lamps
- Choice of different operating modes: daylight detection only, daylight and presence detection
- Approx. 100° detection angle, detection area max. Ø 9 m
- All the functions can be selected on the rotary switch on the front of the casing
- Up to 30 ECGs can be connected
- Adjustable switch-off delay: 5 to 20 min
- Compensates for 100 % of the incoming daylight
- Load capacity of switching contact: 5 A ohmic load
- Multiple sensors can be networked
- Potential energy savings of up to 70 %*

* Compared with conventional systems: T8 lamp, conventional control gear, no sensors



Light and motion sensors.



WALL SWITCH light and motion sensor with flush-type relay insert.

- Suitable for touch-free switching (e.g. corridors, stairwells)
- Choice of different operating modes: stairwell, time switch, constant light
- Can be combined with conventional light switches
- Can be installed in standard wall flush-type boxes
- Manual constant light indicated by background lighting
- Up to 14 ECGs can be connected
- Delay time can be adjusted to any length up to 30 minutes
- Ideal mounting height in flush-type box: 0.8–1.2 m (max. 2.2 m)
- Multiple sensors can be networked
- Approx. 180° detection angle, detection area max. Ø 8 m
- Potential energy savings of up to 45 %*

OUTDOOR light and motion sensor.

- Suitable for outdoor applications
- Choice of different operating modes: motion detection only, daylight and motion detection
- Adjustable switch-off delay: 5 seconds to 30 minutes
- Up to 14 ECGs can be connected
- Manual control with optional switch or pushbutton
- Ideal mounting height: 2.5 m
- Suitable for wall or ceiling mounting thanks to a swivel arm
- Potential energy savings of up to 45 %*



Light sensors.



DIM PICO light sensor.

- Suitable for individual luminaires in single and small open-plan offices
- 1...10V mini light sensor for simple retrofitting
- Direct connection to the 1...10V-interface
- Simple clip-on installation for T5 (Ø 16 mm) or T8 (Ø 26 mm) fluorescent lamps
- Simple setting of the setpoint by means of a potentiometer
- Load capacity of the control output: max. 10 1...10V ECGs or max. 6 mA
- Cable length: 700 mm
- Compensates for 50 % of the incoming daylight
- Approx. 50° detection angle
- Potential energy savings of up to 30 %*

DIM MICO light sensor.

- Suitable for strip lighting in single and open-plan offices
- 1...10V mini light sensor for simple retrofitting
- Direct connection to the 1...10V-interface
- Simple clip-on installation for T5 (Ø 16 mm) or T8 (Ø 26 mm) fluorescent lamps
- Simple setting of the setpoint by means of a potentiometer
- Load capacity of the control output: max. 100 1...10V ECGs or max. 16 signal amplifiers
- Cable length: 700 mm
- Compensates for 100 % of the incoming daylight
- Approx. 80° detection angle
- Potential energy savings of up to 40 %*



Motion sensors.



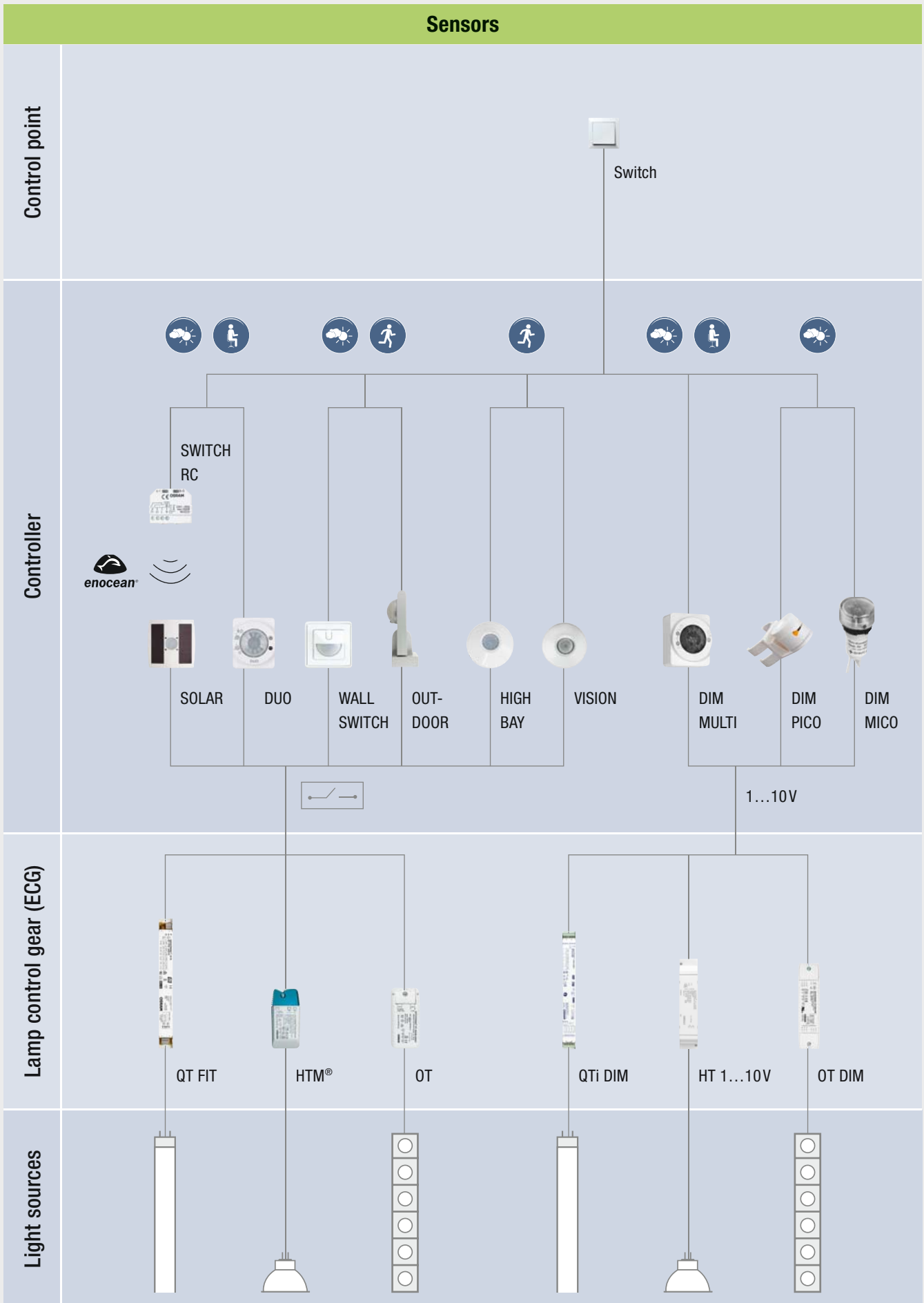
HIGH BAY motion sensor.

- Suitable for great installation heights (factories, warehouses, sports facilities)
 - 3 m to 10 m: detection of motion by people
 - 3 m to 13 m: detection of vehicle movement (e.g. fork lift truck)
- Adjustable switch-off delay: 30 seconds to 20 minutes
- Surface mounting for maintenance-free use and low installation costs
- Up to 15 ECGs can be connected
- Standby consumption: max. 0.25 W
- Can be surface mounted on ceilings by means of a mounting adapter
- Approx. 100° detection angle, detection area max. Ø 18 m
- Potential energy savings of up to 45 %* (in combination with daylight detection)

VISION motion sensor.






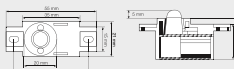

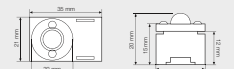

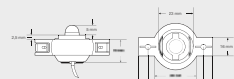

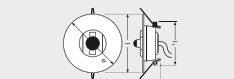





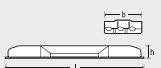


- Suitable for large areas, e.g. open-plan offices, corridors and storage rooms
- Adjustable switch-off delay: 30 seconds to 20 minutes
- Up to 15 ECGs can be connected
- Standby consumption: max. 0.25 W
- Can be surface mounted on ceilings by means of a mounting adapter
- Approx. 140° detection angle, detection area max. Ø 21 m
- Potential energy savings of up to 45 %* (in combination with daylight detection)

* Compared with conventional systems: T8 lamp, conventional control gear, no sensors


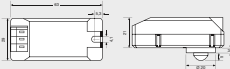

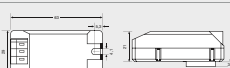






The following tables contain all the necessary ordering information.




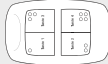


MULTI 3

| Graphic | Technical drawing | Product reference | Order reference | Product number | Dimensions |
|---|---|---|-------------------|----------------|------------------------------------|
|  |  | Controller | DALI® MULTI 3 | 4050300802084 | 189 × 30 × 21 mm (L × W × H) |
|  |  | Controller | DIM MULTI 3 | 4050300802107 | 189 × 30 × 21 mm (L × W × H) |
|  |  | Light and presence sensor, luminaire installation, standard | LS/PD MULTI 3 | 4050300802138 | 55 × 21 × 25 mm (L × W × H) |
|  |  | Light and presence sensor, luminaire installation, flat | LS/PD MULTI 3 FL | 4050300047342 | 35 × 21 × 12 mm (L × W × H) |
|  |  | Light and presence sensor, luminaire installation, moveable | LS/PD MULTI 3 B | 4050300803081 | 48 × 30 × 25 mm (L × W × H) |
|  |  | Light and presence sensor, recessed ceiling, moveable | LS/PD MULTI 3 CI | 4008321916648 | 50 × 25 mm (Ø × H) |
|  |  | Y-connector | Y-CONNECTOR | 4050300803135 | 34 × 18 × 16 mm (L × W × H) |
|  |  | Y-connector incl. screw terminals | Y-CONNECTOR SCREW | 4008321916686 | 40 × 20 × 16 mm (L × W × H) |
|  |  | Installation kit | LMS CI BOX | 4008321083692 | 261 × 71/35 × 27 mm (L × W × H) |
|  |  | Adapter for surface mounting | SENSOR KIT | 4008321916662 | 80 × 25 mm (Ø × H) |


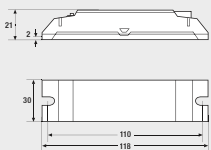



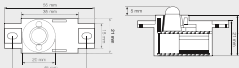

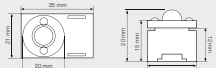

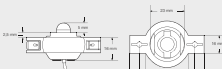

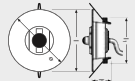

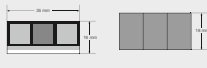


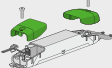



Touch DIM®

| Graphic | Technical drawing | Product reference | Order reference | Product number | Dimensions |
|---|---|---|---------------------|----------------|---------------------------------|
|  |  | Light and presence sensor, luminaire installation | Touch DIM® LS/PD LI | 4008321023025 | 63 × 29 × 21 mm (L × W × H) |
|  |  | Light sensor for luminaire installation | Touch DIM® LS LI | 4008321023087 | 63 × 29 × 21 mm (L × W × H) |
|  |  | 2-channel radio receiver | Touch DIM® RC | 4008321031938 | 189 × 30 × 21 mm (L × W × H) |
|  |  | 1-channel radio receiver | SWITCH RC | 4008321385642 | 45 × 37 × 23 mm (L × W × H) |

Touch DIM®

| Graphic | Technical drawing | Product reference | Order reference | Product number | Dimensions |
|---|---|--------------------------------|-----------------|-----------------------|------------------------------------|
|  |  | 2-channel radio switch | Touch DIM® WCU | 4008321 032737 | 80 × 80 × 20 mm (L × W × H) |
|  |  | 4-channel radio remote control | Touch DIM® RMC | 4008321 183033 | 82 × 49 × 20 mm (L × W × H) |
|  |  | Installation kit | LMS CI BOX | 4008321 083692 | 261 × 71/35 × 27 mm (L × W × H) |

MULTIeco

| Graphic | Technical drawing | Product reference | Order reference | Product number | Dimensions |
|---|---|---|-------------------|-----------------------|---------------------------------|
|  |  | Controller | DALI® MULTIeco | 4008321 371300 | 118 × 30 × 21 mm (L × W × H) |
|  | | Controller | MULTIeco | 4008321 405302 | 118 × 30 × 21 mm (L × W × H) |
|  | | Controller | DIM MULTIeco | 4008321 507273 | 118 × 30 × 21 mm (L × W × H) |
|  |  | Light and presence sensor, luminaire installation, standard | LS/PD MULTI 3 | 4050300 802138 | 55 × 21 × 25 mm (L × W × H) |
|  |  | Light and presence sensor, luminaire installation, flat | LS/PD MULTI 3 FL | 4050300 047342 | 35 × 21 × 12 mm (L × W × H) |
|  |  | Light and presence sensor, luminaire installation, swivel | LS/PD MULTI 3 B | 4050300 803081 | 48 × 30 × 25 mm (L × W × H) |
|  |  | Light and presence sensor, recessed ceiling, swivel | LS/PD MULTI 3 CI | 4008321 916648 | 50 × 25 mm (Ø × H) |
|  |  | Y-connector | Y-CONNECTOR | 4050300 803135 | 34 × 18 × 16 mm (L × W × H) |
|  |  | Y-connector incl. screw terminals | Y-CONNECTOR SCREW | 4008321 916686 | 40 × 20 × 16 mm (L × W × H) |
|  |  | Installation kit | ECO CI KIT | 4008321 392091 | — |
|  |  | Adapter for surface mounting | SENSOR KIT | 4008321 916662 | 80 × 25 mm (Ø × H) |

Sensors

| Graphic | Technical drawing | Product reference | Order reference | Product number | Dimensions |
|---------|-------------------|--|------------------|-----------------------|-------------------------------|
| | | Light and presence sensor | SOLAR | 4008321 385628 | 108 × 108 × 26 mm (L × W × H) |
| | | Light and presence sensor | DUO | 4008321 496355 | 71 × 58 × 47 mm (L × W × H) |
| | | Light and presence sensor | DIM MULTI | 4050300 554471 | 58 × 71 × 48 mm (L × W × H) |
| | | Light and motion sensor | WALL SWITCH | 4008321 467386 | 82 × 82 × 26 mm (L × W × H) |
| | | Light and motion sensor | OUTDOOR | 4008321 957061 | 180 × 86 × 74 mm (L × W × H) |
| | | Motion sensor | HIGH BAY | 4008321 410078 | 116 × 116 × 39 mm (L × W × H) |
| | | Motion sensor | VISION | 4008321 957047 | 116 × 116 × 40 mm (L × W × H) |
| | | Light sensor | DIM PICO | 4050300 554457 | 21 × 21 × 31 mm (L × W × H) |
| | | Light sensor | DIM MICO | 4050300 464411 | 59 × 28 × 40 mm (L × W × H) |
| | | 1-channel radio receiver | SWITCH RC | 4008321 385642 | 45 × 37 × 23 mm (L × W × H) |
| | | Adapter for surface mounting for HIGH BAY and VISION | MOUNTING ADAPTER | 4008321 480798 | 115.6 × 19.1 mm (Ø × H) |

System guarantee.

Only from OSRAM: System+ Guarantee for unique security and quality.

OSRAM offers an extensive three-stage guarantee for light management systems and ECG/lamp systems from OSRAM. All the details on the relevant products, registration and the guarantee requirements can be found at: www.osram.com/system-guarantee



The perfect solution: the OSRAM LMS product portfolio.

To reflect the principal application requirements, OSRAM's LMS product portfolio is structured in the following four categories:

Energy saving

→ For energy-saving daylight-dependent and motion/presence-dependent lighting

Ambience

→ For atmospheric static and dynamic RGB and white light of different color temperatures (e. g. for daylight simulation)

Scenes

→ For multifunctional management of lighting groups and lighting scenes

Components

→ Non-system-specific components for expanding, connecting or installing light management products

LMS from OSRAM: LMS folder.

Compilation of product brochures on every LMS topic, including a poster and CD-ROM, bundled in a folder.



1FZW001GB 04/10 VO OSRAM CRM&S MK/AB Subject to change without notice. OSRAM does not accept liability for errors, changes and omissions.